

ACT2040

Target Date Fund

Actinver Asset Management

FUND'S DESCRIPTION

May, 2026



Target Date Fund for retirement savings planning, that takes into consideration the expected date of retirement for the individual. Investment strategy follow a glidepath designed for individuals reaching retirement age (65 years) between 2036 and 2040.

FUND KEY ASPECTS



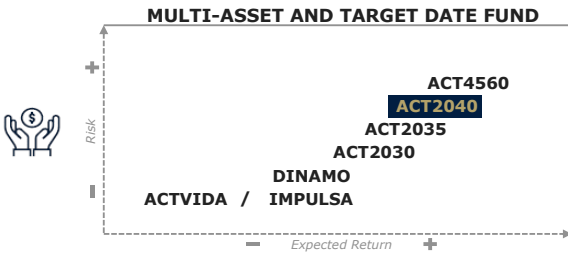
1. Target Date Fund, for individuals reaching 65 years (retirement age) between 2036 and 2040.
2. Expected Nominal Annualized Return within a range of 6% to 14% for the period.
3. Target Date Funds are designed considering a target return with an specific investment time horizon.

Discretionary

KEY INFORMATION

Share Class	E-1	(12.9 mp)
ID Price Vendor	52_ACT2040_E-1	
ISIN	MX52AC250031	
Term	Long-Term	
Rating	N/A	
Investor	Individual, Non-Taxable	
Buy	Every business day	
Sell	Every business day	
Settlement Date	24 hrs.	
AUM's (mp)	62.65	

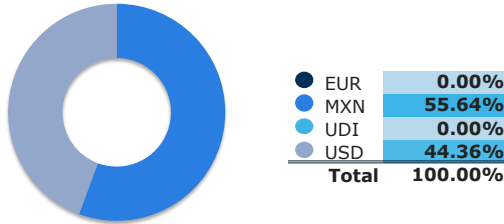
ACTINVER FUNDS




TOP 10 HOLDINGS¹

ID Price Vendor	Issuer	Asset Class	Weight
M_BONOS_280302	MEX BONOS DESARR FIX...	Debt: Government	44.03%
1ISP_RSP_*	Invesco S&P 500 Equa...	Equity: Global	15.37%
1ISP_SHV_*	iShares Short Treasu...	Debt: Government	14.56%
1ISP_IVV_*	iShares Core S&P 500...	Equity: Global	14.21%
M_BONOS_361120	MEX BONOS DESARR FIX...	Debt: Government	0.36%
1ISP_IWM_*	iShares Russell 2000...	Equity: Global	0.01%
1ISP_IAU_*	iShares Gold Trust	Equity: Global	0.00%
1ISP_EWW_*	iShares MSCI Mexico ...	Equity: Global	0.00%
1ISP_IEUR_*	iShares Core MSCI Eu...	Equity: Global	0.00%
1ISP_MCHI_*	iShares MSCI China E...	Equity: Global	0.00%
Total			88.55%

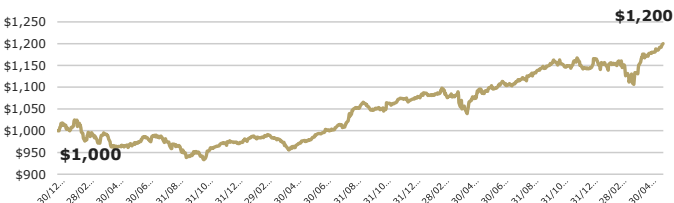
CURRENCY BREAKDOWN¹



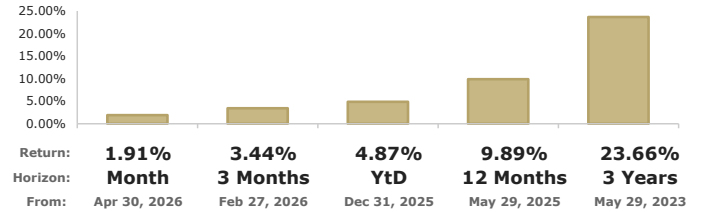
ASSET CLASS BREAKDOWN¹



GROWTH OF HYPOTHETICAL \$1,000.00 MXN²



CURRENT RETURNS AS OF MAY 29, 2026; IN MXN, ABSOLUTE³



CALENDAR RETURNS; IN MXN, ABSOLUTE³

Share Class	Jan	Feb	Mar	Apr	May	Jun	Jul	Aug	Sep	Oct	Nov	Dec	YEAR
E-1													
2026	0.71%	0.67%	-3.41%	5.08%	1.91%								4.87%
2025	0.86%	1.43%	-1.41%	-1.06%	1.99%	1.55%	0.24%	1.41%	1.58%	0.81%	0.54%	-1.41%	6.65%
2024	1.09%	0.40%	-0.69%	-2.10%	1.87%	1.69%	1.85%	3.55%	0.49%	-0.93%	2.54%	0.11%	10.18%
2023	1.00%	-3.08%	1.04%	-2.47%	0.27%	1.86%	0.26%	-2.03%	-2.76%	-0.26%	3.25%	0.48%	-2.62%

Actinver Asset Management

Acostúmbrate a ganar más
For more information, please visit:
<https://www.actinver.com/fondos>
<https://www.actinver.com/act2040>

Call Center (CAT) +52 55-1103-6699

- Where to buy:
- Online Banking (e-Actinver)
 - Online Broker (Actinver Trade)
 - Actinver Brokerage Firm/Branch

Before investing please:
Consider the investment objectives, risks, charges and expenses of the fund or annuity and its investment options. Contact Actinver for a free prospectus and, if available, summary prospectus containing this information. Read it carefully.

1. All data based on holdings as of May 29, 2026. Due to the rounding of decimals involves an approximation, totals may not add up to 100% .
2. The chart reflects a hypothetical \$1,000 May 29, 2026.
3. Equity Funds' absolute returns in MXN (management and local taxes deducted according to the share class) as of May 29, 2026. Investment return and principal value of an investment will fluctuate so that an investor's shares, when sold or redeemed, may be worth more or less than the original cost. Past performance and does not guarantee future results. Performance could be positive or negative.
The Funds are regulated by Comisión Nacional Bancaria y de Valores (CNBV), local regulator for investment funds.