ACTIG+2

Specialized Local Fixed Income

FUND'S DESCRIPTION

February, 2026

Medium-Term Fixed Income Fund, Low-Moderate Risk Profile and annual sales (early redemptions allowed with penalty).
The fund offers fixed monthly payments during the one-year lock-in investment period.

FUND KEY ASPECTS

1. The Fund's investment objective seeks capital appreciation above short-term debt instruments.
2. The Fund offers fixed monthly payments during the one-year period, as opposed to other mutual funds.
3. Ideal financial planning investment vehicle which provides short-term liquidity to service financial needs, whilst increasing investment capital in the long run.

Actinver | Asset Management

Medium-Term

Morningstar Awards 2026

KEY INFORMATION

Share Class	**B** (4,928.8 mp)
ID Price Vendor	51_ACTIG+2_B
ISIN	MX51AC1P0010
Term	Medium-Term
Rating	AAA/1 HR
Investor	Individual, Legal Entity, Non-Taxable
Buy	Annual*
Sell	Annual
Settlement Date	48 hrs.
AUM's (mp)	**5,066.48**

*Every business day, considering the dates approved by the Funds' Management Board.

ACTINVER FUNDS

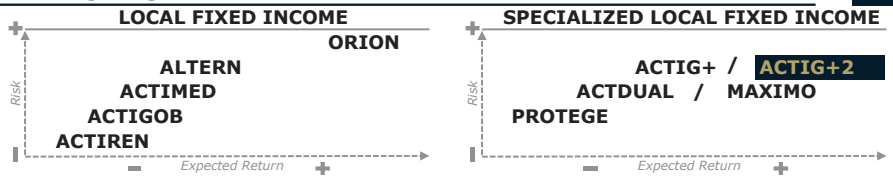

Current interest rate sensitivity

Low	▼ Medium	High

ASSET CLASS BREAKDOWN[1]

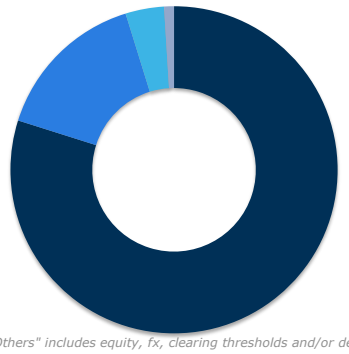

Corporate Debt	79.87%
Government Debt	15.34%
Liquid Assets	3.81%
Others	0.98%
Total	**100.00%**

CURRENCY BREAKDOWN[1]

EUR	0.00%
MXN	100.00%
UDI	0.00%
USD	0.00%
Total	**100.00%**

-"Others" includes equity, fx, clearing thresholds and/or derivatives mark to market.
-"Liquid Assets" includes 1-day government repo, Derivatives MtM and/or deposit accounts in MXN, USD and/or EUR.

GROWTH OF HYPOTHETICAL $1,000.00 MXN[2]

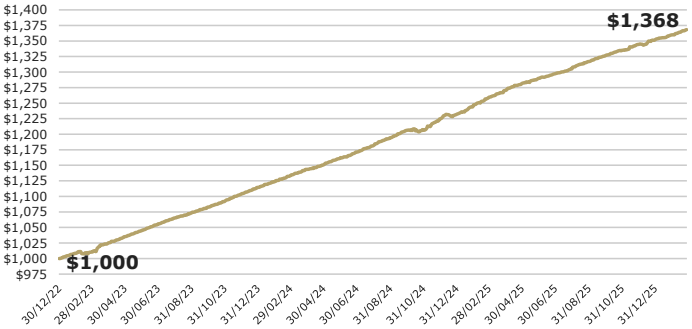

CURRENT RETURNS AS OF FEB 27, 2026; IN MXN, ANNUALIZED[3]

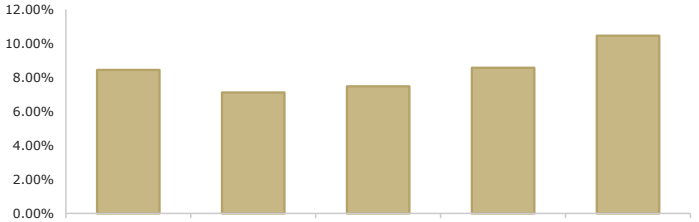

Return:	**8.44%**	**7.11%**	**7.47%**	**8.57%**	**10.45%**
Horizon:	**Month**	**3 Months**	**YtD**	**12 Months**	**3 Years**
From:	Jan 30, 2026	Nov 27, 2025	Dec 31, 2025	Feb 27, 2025	Feb 27, 2023

CALENDAR RETURNS; IN MXN, ANNUALIZED[3]

Min. 12M: 6.66%(Jan-2026); Max. 12M: 11.52%(Mar-2025)

Share Class B	Jan	Feb	Mar	Apr	May	Jun	Jul	Aug	Sep	Oct	Nov	Dec	YEAR
2026	6.66%	8.44%											7.47%
2025	14.12%	13.88%	11.52%	10.84%	7.68%	7.44%	7.05%	10.92%	8.87%	7.43%	9.46%	6.71%	9.60%
2024	10.87%	11.06%	10.57%	7.99%	11.74%	10.22%	11.27%	12.24%	12.68%	0.49%	18.47%	7.52%	10.38%
2023	11.17%	1.96%	17.56%	11.92%	12.45%	12.11%	11.91%	9.17%	10.49%	11.08%	13.19%	11.72%	11.28%

Actinver | Asset Management

Acostúmbrate a ganar más®
For more information, please visit:
https://www.actinver.com/fondos
https://www.actinver.com/actig-2

Call Center (CAT) +52 55-1103-6699

Where to buy:
- Online Banking (e-Actinver)
- Online Broker (Actinver Trade)
- Actinver Brokerage Firm/Bank

Before investing please:
Consider the investment objectives, risks, charges and expenses of the fund or annuity and its investment options. Contact Actinver for a free prospectus and, if available, summary prospectus containing this information. Read it carefully.

1. All data based on holdings as of Feb 27, 2026. Due to the rounding of decimals involves an approximation, totals may not add up to 100% .
2. The chart reflects a hypothetical $1,000 MXN investment (management and local taxes deducted, assumes reinvestment of dividends, coupons and/or capital gains calculated) calculated as of Feb 27, 2026. Dividends not included.
3. Fixed Income Funds' annualized returns in MXN (management and local taxes deducted according to the share class) as of Feb 27, 2026. Dividends not included.
Investment return and principal value of an investment will fluctuate so that an investor's shares, when sold or redeem, may be worth more or less than the original cost.

Past performance and does not guarantee future results. Performance could be positive or negative.
The Funds are regulated by Comisión Nacional Bancaria y de Valores (CNBV), local regulator for investment funds.