

# ACTIMED

Local Fixed Income

Actinver | Asset Management

## FUND'S DESCRIPTION

May, 2026



Medium-Term Fixed Income Fund, Low-Moderate Risk Profile and a settlement date within 24 hrs.

## FUND KEY ASPECTS



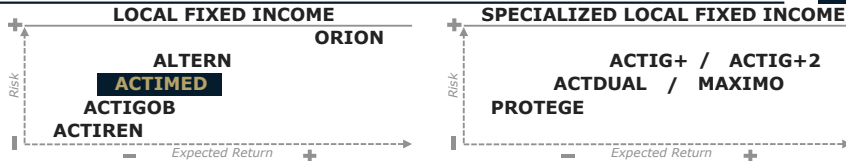
- The Fund's objective is capital preservation, in order to maintain purchasing power in line with inflation.
- Historically, the fund has achieved returns similar to those of 28-day CETES (Local Zero-Coupon Bonds).
- Fund's liquidity compares better to other savings options with monthly redemptions.

Medium-Term

### KEY INFORMATION

Share Class	B	(66,713.9 mp)
ID Price Vendor	51_ACTIMED_B	
ISIN	MX51AC0J0019	
Term	Medium-Term	
Rating	AAA/3 HR	
Investor	Individual, Legal Entity, Non-Taxable	
Buy	Every business day	
Sell	Every business day	
Settlement Date	24 hrs.	
AUM's (mp)	79,989.91	

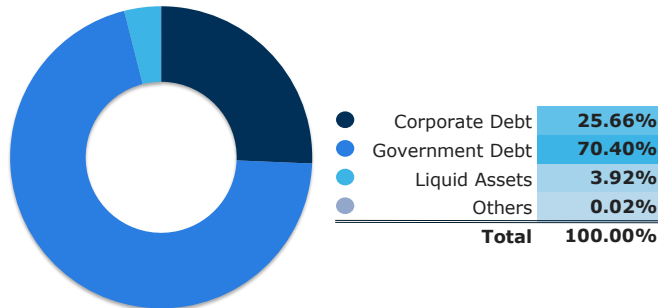
## ACTINVER FUNDS



Current interest rate sensitivity



## ASSET CLASS BREAKDOWN<sup>1</sup>



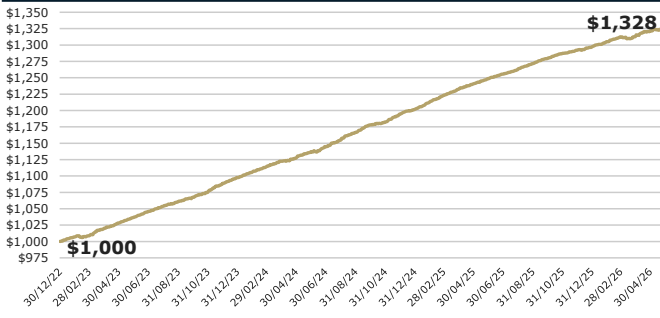
<sup>1</sup>"Others" includes equity, fx, clearing thresholds and/or derivatives mark to market.

<sup>2</sup>"Liquid Assets" includes 1-day government repo, Derivatives Mtm and/or deposit accounts in MXN, USD and/or EUR.

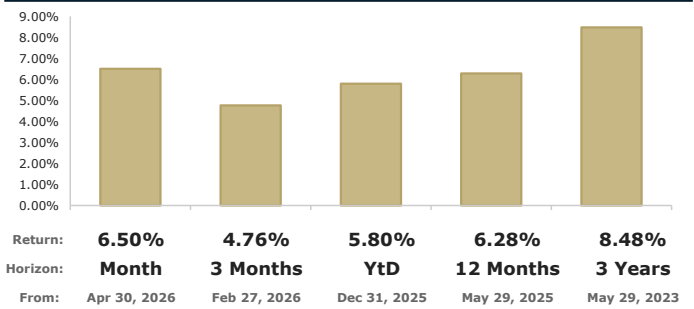
## CURRENCY BREAKDOWN<sup>1</sup>



## GROWTH OF HYPOTHETICAL \$1,000.00 MXN<sup>2</sup>



## CURRENT RETURNS AS OF MAY 29, 2026; IN MXN, ANNUALIZED<sup>3</sup>



## CALENDAR RETURNS; IN MXN, ANNUALIZED<sup>3</sup>

Share Class	Jan	Feb	Mar	Apr	May	Jun	Jul	Aug	Sep	Oct	Nov	Dec	YEAR
2026	7.08%	7.80%	0.69%	7.10%	6.50%								5.80%
2025	10.96%	11.34%	9.35%	8.19%	7.75%	7.17%	6.57%	8.52%	7.87%	6.86%	4.86%	4.59%	7.80%
2024	9.78%	9.38%	9.16%	5.13%	10.12%	9.12%	10.97%	11.68%	12.48%	4.42%	12.50%	7.64%	9.35%
2023	9.06%	1.91%	13.08%	10.24%	10.54%	10.29%	9.91%	7.86%	7.58%	8.99%	15.01%	10.67%	9.62%

Min. 12M: 0.69%(Mar-2026); Max. 12M: 8.52%(Aug-2025)

Actinver | Asset Management

Acostúmbrate a ganar más®  
For more information, please visit:  
<https://www.actinver.com/fondos>  
<https://www.actinver.com/actimed>

Call Center (CAT) +52 55-1103-6699

- Where to buy:
- Online Banking (e-Actinver)
  - Online Broker (Actinver Trade)
  - Actinver Brokerage Firm/Bank

Before investing please: Consider the investment objectives, risks, charges and expenses of the fund or annuity and its investment options. Contact Actinver for a free prospectus and, if available, summary prospectus containing this information. Read it carefully.

1. All data based on holdings as of May 29, 2026. Due to the rounding of decimals involves an approximation, totals may not add up to 100%.

2. The chart reflects a hypothetical \$1,000 MXN investment (management and local taxes deducted, assumes reinvestment of dividends, coupons and/or capital gains calculated) calculated as of May 29, 2026.

3. Fixed Income Funds' annualized returns in MXN (management and local taxes deducted according to the share class) as of May 29, 2026. Investment return and principal value of an investment will fluctuate so that an investor's shares, when sold or redeemed, may be worth more or less than the original cost.

Past performance does not guarantee future results. Performance could be positive or negative. The Funds are regulated by Comisión Nacional Bancaria y de Valores (CNBV), local regulator for investment funds.