

DINAMO

Multi-Asset
Powered by J.P. Morgan
Asset Management

FUND'S DESCRIPTION



Active Managed Fund which invests in a global multi-sector dynamic portfolio, including debt and equity.
To execute this strategy the fund is co-advised by J.P. Morgan Asset Management.

FUND KEY ASPECTS



- Multi-Asset Global Fund co-advice by J.P. Morgan Asset Management.
- The Fund invests on Global Debt and Equity through ETF's listed in the Mexican Stock Exchange.
- The Fund allows for a diversification across different foreign asset classes.

Actinver

Asset Management

J.P.Morgan

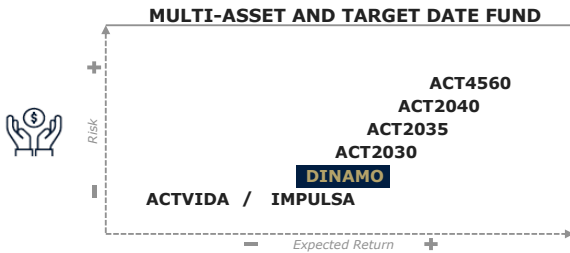
ASSET MANAGEMENT

Discretionary

KEY INFORMATION

Share Class	B (2,137.0 mp)
ID Price Vendor	52_DINAMO_B
ISIN	MX52DIOM0013
Term	Long-Term
Rating	N/A
Investor	Individual, Legal Entity, Non-Taxable
Buy	Every business day
Sell	Every business day
Settlement Date	24 hrs.
AUM's (mp)	2,390.63

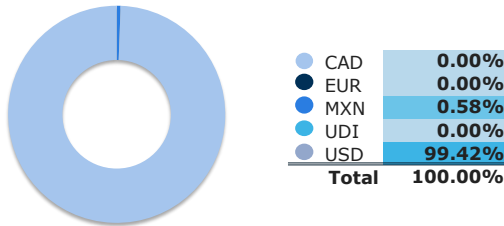
ACTINVER FUNDS




TOP 10 HOLDINGS¹

ID Price Vendor	Issuer	Asset Class	Weight
1ISP_BBUS_*	JPMorgan BetaBuilder...	Equity: Global	46.31%
1ISP_VAGU_N	Vanguard Global Aggr...	Debt: Corporate	16.00%
1ISP_JPEM_*	JPMorgan Diversified...	Equity: Global	10.27%
1ISP_BBEU_*	JPMorgan BetaBuilder...	Equity: Global	8.82%
1ISP_BBJP_*	JPMorgan BetaBuilder...	Equity: Global	5.43%
1ISP_JMAB_N	JPMorgan USD Emergin...	Equity: Global	2.58%
1ISP_JGHY_N	JPMorgan Global High...	Equity: Global	1.89%
1ISP_BBAX_*	JPMorgan BetaBuilder...	Equity: Global	1.48%
1ISP_BBLB_*	JPMorgan BetaBuilder...	Debt: Government	1.18%
Total			93.95%

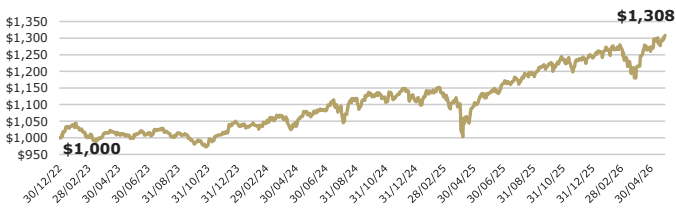
CURRENCY BREAKDOWN¹



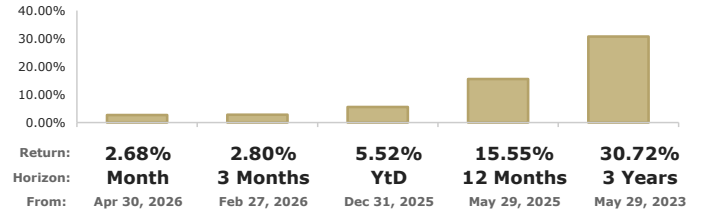
ASSET CLASS BREAKDOWN¹



GROWTH OF HYPOTHETICAL \$1,000.00 USD²



CURRENT RETURNS AS OF MAY 29, 2026; IN USD, ABSOLUTE³



CALENDAR RETURNS; IN USD, ABSOLUTE³

Share Class	Jan	Feb	Mar	Apr	May	Jun	Jul	Aug	Sep	Oct	Nov	Dec	YEAR
2026	1.88%	0.76%	-5.26%	5.67%	2.68%								5.52%
2025	2.31%	-0.40%	-3.24%	-0.08%	3.42%	2.85%	0.48%	1.85%	2.23%	1.42%	0.03%	0.40%	11.66%
2024	-0.54%	0.60%	2.08%	-3.15%	3.32%	1.20%	1.33%	2.05%	1.46%	-2.45%	2.84%	-2.43%	6.21%
2023	3.71%	-3.47%	1.22%	0.24%	-1.71%	1.59%	1.42%	-1.50%	-2.10%	-1.54%	3.44%	3.48%	4.55%

Actinver

Asset Management

Acostúmbrate a ganar más®

For more information, please visit:
<https://www.actinver.com/fondos>
<https://www.actinver.com/dinamo>

Call Center (CAT) +52 55-1103-6699

- Where to buy:
- Online Banking (e-Actinver)
 - Online Broker (Actinver Trade)
 - Actinver Brokerage Firm/Bank

Before investing please:
Consider the investment objectives, risks, charges and expenses of the fund or annuity and its investment options. Contact Actinver for a free prospectus and, if available, summary prospectus containing this information. Read it carefully.

1. All data based on holdings as of May 29, 2026. Due to the rounding of decimals involves an approximation, totals may not add up to 100% .
2. The chart reflects a hypothetical \$1,000 May 29, 2026.
3. Equity Funds' absolute returns in USD (management and local taxes deducted according to the share class) as of May 29, 2026.
Investment return and principal value of an investment will fluctuate so that an investor's shares, when sold or redeemed, may be worth more or less than the original cost.
Past performance and does not guarantee future results. Performance could be positive or negative.
The Funds are regulated by Comisión Nacional Bancaria y de Valores (CNBV), local regulator for investment funds.