

FUND'S DESCRIPTION

May, 2026



Active Managed Local Equity Fund focused on a portfolio based on the best fundamental ideas within the Mexican Stock Exchange.

FUND KEY ASPECTS



1. Active Managed Equity Fund specialized on the Mexican Stock Exchange.
2. Investment strategy based on fundamental analysis to select companies with best growth perspectives.
3. Mexico has been one of the top performers during the last 10 years within the Latin American markets.

ACTINVER FUNDS



LOCAL EQUITY

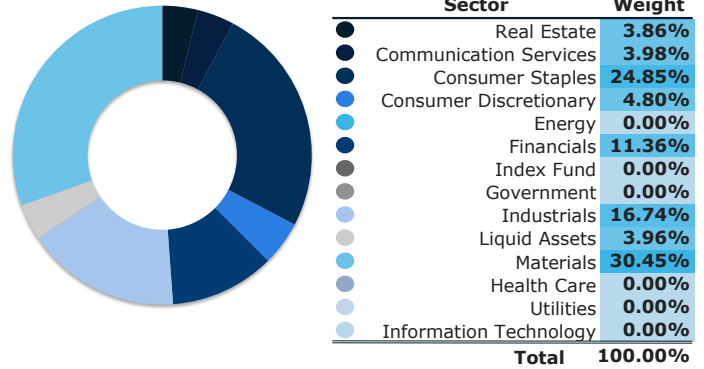
GLOBAL EQUITY

LOCAL		NEARSHORING	GLOBAL				THEMATIC					
ACTIVAR	ACTICRE	MAYA	ACTIED	ACTI500	ACTIRVT	JPMRVUS	ESFERA	OPORT1	TEMATIK	ACTIAI	ROBOTIK	SALUD
Active Management												

TOP 10 HOLDINGS¹

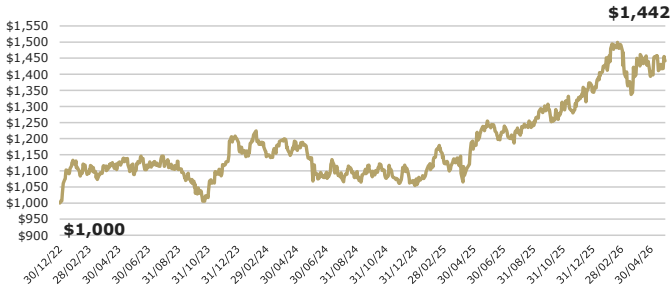
ID Price Vendor	Issuer	Sector	Weight
1_GMEXICO_B	Grupo Mexico SAB de CV	Materials	13.47%
1_CEMEX_CPO	Cemex SAB de CV	Materials	8.91%
1_GFNORTE_O	Grupo Financiero Banort...	Financial...	8.22%
1_FEMSA_UBD	Fomento Economico Mexic...	Consumer ...	7.45%
1_GAP_B	Grupo Aeroportuario del...	Industria...	5.07%
1_AC_*	Arca Continental SAB de...	Consumer ...	4.78%
1_AMX_B	America Movil SAB de CV	Communica...	3.98%
1_GCC_*	GCC SAB de CV	Materials	3.97%
1_VESTA_*	Corp Inmobiliaria Vesta...	Real Esta...	3.86%
1_ALSEA_*	Alsea SAB de CV	Consumer ...	3.80%
Total			63.51%

SECTOR BREAKDOWN¹

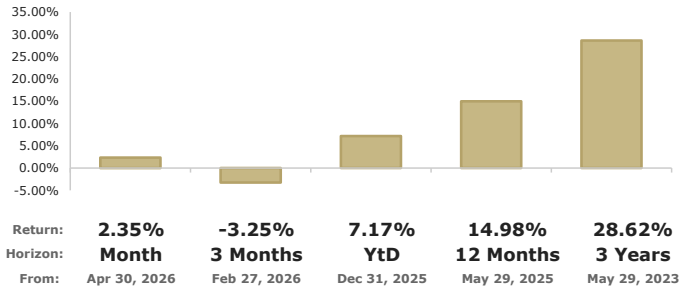


¹"Liquid Assets" includes 1-day government repo, Derivatives MTM and/or deposit accounts in MXN, USD and/or EUR.

GROWTH OF HYPOTHETICAL \$1,000.00 MXN²



CURRENT RETURNS AS OF MAY 29, 2026; IN MXN, ABSOLUTE³



CALENDAR RETURNS; IN MXN, ABSOLUTE³

Share Class	Jan	Feb	Mar	Apr	May	Jun	Jul	Aug	Sep	Oct	Nov	Dec	YEAR
B	5.00%	5.50%	-4.04%	-1.49%	2.35%								7.17%
2026	3.19%	1.77%	-0.67%	5.67%	5.21%	-1.66%	0.46%	1.09%	5.49%	-0.57%	1.54%	1.94%	25.75%
2024	-0.49%	-3.89%	3.94%	-2.06%	-2.30%	-4.80%	0.73%	-0.70%	1.02%	-1.81%	-1.42%	0.71%	-10.82%
2023	12.21%	-2.60%	1.76%	0.99%	-3.04%	1.94%	3.21%	-3.66%	-3.93%	-4.06%	10.02%	7.17%	19.95%