

# ACTICOB

USD Fixed Income

Actinver Asset Management

## FUND'S DESCRIPTION

May, 2026



USD Fixed Income Fund, Short-Term, Low-Moderate Risk Profile and a settlement date within 48 hrs.

## FUND KEY ASPECTS



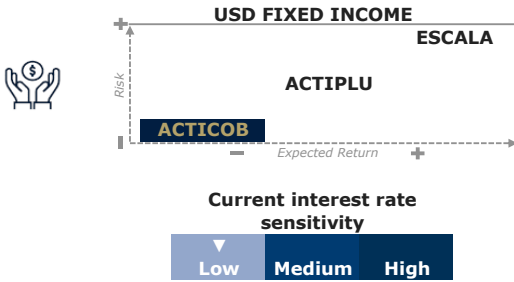
1. Fund's moderate strategy that invests in fixed-income ETFs and Debt Instruments denominated in USD.
2. The Fund is highly correlated to USD/MXN exchange rate movements.
3. The Fund investment objective seeks to hedge on a 1:1 basis the USD/MNX exchange rate after expenses.

Short-Term USD Dollar

### KEY INFORMATION

Share Class	B	(11,483.9 mp)
ID Price Vendor	51_ACTICOB_B	
ISIN	MX51AC0F00J5	
Term	Short-Term	
Rating	AAA/3 HR	
Investor	Individual, Legal Entity, Non-Taxable	
Buy	Every business day	
Sell	Every business day	
Settlement Date	48 hrs.	
AUM's (mp)	15,284.78	

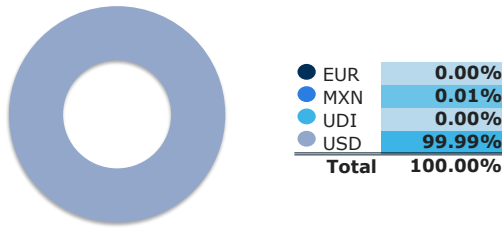
## ACTINVER FUNDS




## TOP 10 HOLDINGS<sup>1</sup>

ID Price Vendor	Issuer	Sector	Weight
D4SP_TBILF64_260709	TREASURY BILL	Government	11.47%
D5SP_TNOTB28_270731	US TREASURY N/B	Government	10.89%
D4SP_TBILN70_260716	TREASURY BILL	Government	10.31%
D4SP_TBILX89_260611	TREASURY BILL	Government	5.75%
D4SP_TBILP29_260723	TREASURY BILL	Government	5.72%
D4SP_TBILD98_260618	TREASURY BILL	Government	4.60%
1ISP_SHY_*	iShares 1-3 Year T...	Funds	4.39%
1ISP_SHV_*	iShares Short Trea...	Funds	4.35%
D4SP_TBILC16_261224	TREASURY BILL	Government	2.25%
1ISP_AFLT_N	Amundi Floating Ra...	Funds	2.02%
<b>Total</b>			<b>61.75%</b>

## CURRENCY BREAKDOWN<sup>1</sup>

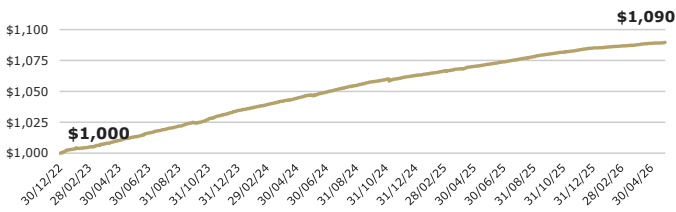


## ASSET CLASS BREAKDOWN<sup>1</sup>

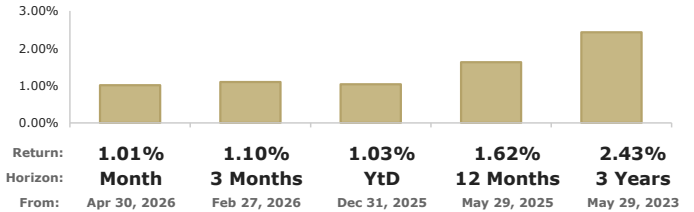


<sup>1</sup>-"Others" includes equity, fx, clearing thresholds and/or derivatives mark to market.  
<sup>1</sup>-"Liquid Assets" includes 1-day government repo, Derivatives MTM and/or deposit accounts in MXN, USD and/or EUR.

## GROWTH OF HYPOTHETICAL \$1,000.00 USD<sup>2</sup>



## CURRENT RETURNS AS OF MAY 29, 2026; IN USD, ANNUALIZED<sup>3</sup>



## CALENDAR RETURNS; IN USD, ANNUALIZED<sup>3</sup>

Share Class	Jan	Feb	Mar	Apr	May	Jun	Jul	Aug	Sep	Oct	Nov	Dec	YEAR
2026	0.88%	1.00%	1.05%	1.21%	1.01%								1.03%
2025	1.90%	2.26%	1.86%	2.28%	2.03%	2.07%	2.22%	2.35%	2.30%	1.74%	1.77%	1.90%	2.05%
2024	3.00%	2.84%	3.20%	2.64%	3.17%	2.52%	3.29%	2.86%	3.17%	2.31%	1.37%	2.32%	2.73%
2023	4.22%	1.72%	3.07%	3.33%	3.42%	3.72%	3.37%	3.13%	3.70%	2.54%	4.47%	3.79%	3.38%

Actinver Asset Management

Acostúmbrate a ganar más®  
For more information, please visit:  
<https://www.actinver.com/fondos>  
<https://www.actinver.com/acticob>

Call Center (CAT) +52 55-1103-6699

- Where to buy:
- Online Banking (e-Actinver)
  - Online Broker (Actinver Trade)
  - Actinver Brokerage Firm/Bank

Before investing please: Consider the investment objectives, risks, charges and expenses of the fund or annuity and its investment options. Contact Actinver for a free prospectus and, if available, summary prospectus containing this information. Read it carefully.

1. All data based on holdings as of May 29, 2026. Due to the rounding of decimals involves an approximation, totals may not add up to 100%.  
2. The chart reflects a hypothetical \$1,000 USD investment (management and local taxes deducted, assumes reinvestment of dividends, coupons and/or capital gains calculated) calculated as of May 29, 2026.  
3. Fixed Income Funds' annualized returns in USD (management and local taxes deducted according to the share class) as of May 29, 2026.  
Investment return and principal value of an investment will fluctuate so that an investor's shares, when sold or redeemed, may be worth more or less than the original cost.  
Past performance and does not guarantee future results. Performance could be positive or negative.  
The Funds are regulated by Comisión Nacional Bancaria y de Valores (CNBV), local regulator for investment funds.